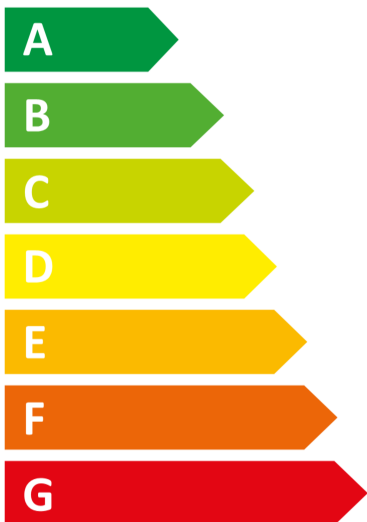





# ENERG

Miele

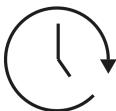
PWM 508 (EL DV)



**47** kWh /  100



**8,0** kg



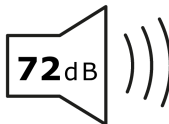
**3:39**



**47** L



**A**BCDEFG



**A**BCD